

INSTALLATION INSTRUCTIONS

102018 TPS-TEC™ THROTTLE ENHANCER

1996-2002 GM 3800 and Supercharged 3800 Engines


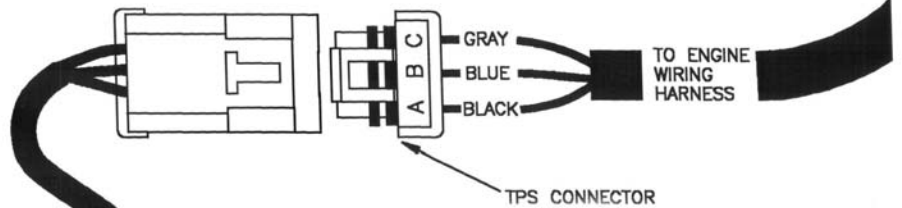
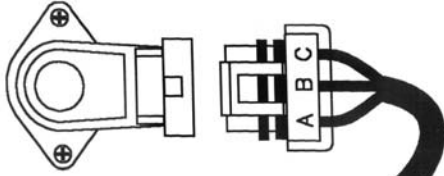
1. UNPLUG THE CONNECTOR FROM THE TPS SENSOR BY PRYING UP ON THE LOCKING TAB.

3. TURN IGNITION KEY "ON" BUT DON'T START THE ENGINE! "STANDBY" LED SHOULD BE ILLUMINATED - "READY" MODE.

2. INSERT TPS-TEC CONNECTORS BETWEEN EXISTING CONNECTION OF TPS SENSOR AND WIRING.

4. MOVE THROTTLE AS IF YOUR WERE ACCELERATING THE VEHICLE. THE "ENHANCE" LED WILL LIGHT AT NEAR WIDE OPEN THROTTLE.

THROTTLE POSITION SENSOR (TPS)



102018 G38S

