


# INSTALLATION INSTRUCTIONS

## 102157 Exhaust Valve Bypass Switch – C6 Corvette Z06




This kit is designed to permit instant manual bypass of the two exhaust valve butterfly valves present in the Z06 muffler, giving the driver full control of maximum exhaust flow. The 102158 is a Plug-And-Play which includes only the switch and plug-in harness. (NOTE: Kit is also available **WITH** switch plate, Part Number 102157 intended for those who do not wish to drill and mount the switch). There are no wires to cut, and no electrical skills are necessary to install this system, which The switch used has a small logo identifying four exhaust ports. When the switch is pressed to the position of the white dot, the exhaust butterfly valves open and remain on manual override until the switch is returned to the normal position.

### To Install:

Start at the rear of the car at the battery box located inside on the right rear. Remove the battery box cover to expose the battery. Using a 10mm socket wrench, loosen the battery hold-down bracket and slide the battery to the left to access the right side of the compartment. You will see the Bypass Module located on the right side, secured by a strip of body adhesive. Simply grasp the box and pull it out of the compartment, revealing the two connectors. You will then disconnect the smaller of the two connectors (the one with the single wire) by depressing the lock tab and pulling it out of its mating connector in the module. *See the illustrations below for details.*



Run the harness from the rear forward, tucking the harness under the carpeted panels along the right side to hide the wires. Follow the upper edge of the panels to the corner where the gas shock is located, then behind the shock mount to the carpeting panel behind the passenger seat. Tuck the harness behind this panel, again hiding the wire. Route the harness over to the drivers' side of the console and tuck the harness under the edge of the console, or to wherever you choose to install the switch. We recommend the removable switch plate in the console, which will require a 20mm hole.



Switch terminals should be plugged into switch as shown. Polarity is not important – red wire can be on either terminal, and black wire can be on either one.





**C6-Z06 Exhaust  
Bypass Switch**  
*without console plate*  
Part Number **102158**

