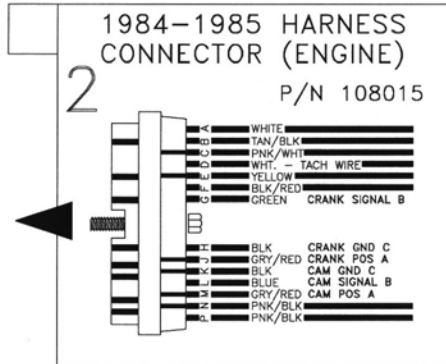
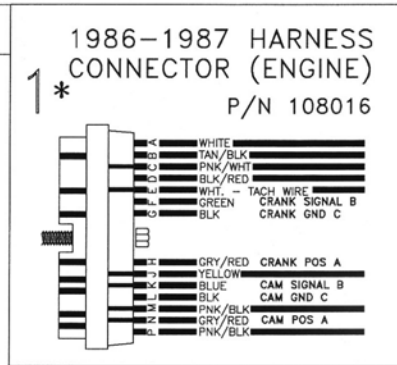
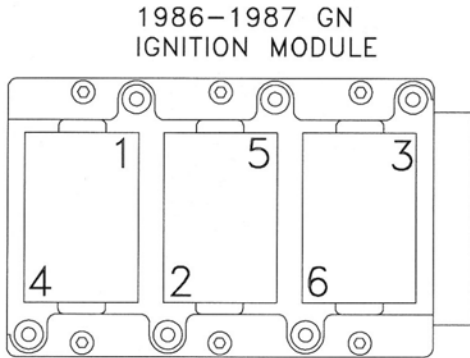


INSTALLATION INSTRUCTIONS

108016 CCCI SPLICE FOR 1984-1985 3.8 TURBO USING 1987 STYLE CCCI MODULE WITH 1984-1985 CRANK SENSOR AND CAM SENSOR

THERE ARE TWO SPLICE-IN KITS AVAILABLE FOR THE 84-85 TURBO ENGINE: 108015 USED WITH STOCK '84-85 CCCI MODULE AND 108016 USED WITH '87 CCCI MODULE. THERE ARE EIGHT WIRES TO SOLDER IN TO THE FACTORY HARNESS. WHEN INSTALLING, USE THIS ILLUSTRATION TO MATCH WIRE COLORS. INSERT THE HEATSHRINK TUBES ON EACH WIRE PRIOR TO SOLDERING. STRIP 1/2" ON EACH WIRE, THEN SOLDER.



BOTH KITS USE THE 85 STYLE CRANK SENSOR
ALSO AVAILABLE: P/N 108087 ADAPTER TO USE
87 STYLE CRANK SENSOR IN 84/85 ENGINE

COPYRIGHT (C) 1995 CASPER'S ELECTRONICS, INC. MUNDELEIN, IL CPSPLICE.DWG

NOTE: FIRING ORDER MUST CORRESPOND TO NUMBERS EMBOSSED IN THE 1986-1987 COIL PACK TOP TO ASSURE PROPER FIRING ORDER.

* USE P/N 102085 PLATE WHEN CONVERTING 85 CAR TO 87 COIL MODULE